

Monthly Promotions

August 2018 Puget Sound Energy bill inserts and information

Included in your electronic or mailed statement is information on ways to save energy and manage costs, as well as safety tips.

Download Inserts

- [The Voice customer newsletter](#)
- [Envelope messaging](#) for current month's bill
- [Bill print messages](#)
- [eBill notification](#)

The latest news on what's powering our neighborhoods



Utility infrastructure gets upgraded

During the dry summer months, much of our large construction work will see considerable progress in this year's \$600 million investment in capital projects to update aging infrastructure and ensure the safe, dependable and efficient delivery of electricity and natural gas to your homes and businesses.

For 2018, some of our work includes:

- Inspecting, reinforcing or replacing more than 5,300 power poles across our service area
- Clearing tree limbs and trees away from more than 3,000 miles of power lines in eight counties
- Upgrading nearly 45 miles of new natural gas pipes
- Strengthening approximately 10 substations
- Replacing approximately 130 miles of aging underground electrical cable

pse.com/inyourcommunity

Natural gas is lighter than air

Natural gas is lighter than air and will rise, and can be ignited by the spark from flipping a light switch. You can usually detect natural gas from an odor of sulfur or rotten eggs. To give you a margin of safety, we make the odor detectable long before the gas reaches an explosive level. But don't take chances. If you smell gas, don't hesitate! Even if you're unsure, leave the area, then call us at **1-888-225-5773**, TTY: **1-800-962-9488**, or call **911**.

pse.com/detectaleak

2017 Service Quality Report Card

Key Measurement	Benchmark	2017 Performance	Achieved
Customer Satisfaction			
Percent of customers satisfied with our Customer Care Center services, based on survey	At least 90 percent	93 percent	✓
Percent of customers satisfied with field services, based on survey	At least 90 percent	94 percent	✓
Number of complaints to the WUTC per 1,000 customers, per year	Less than 0.40	0.20	✓
Customer Services			
Percent of calls answered live within 30 seconds by our Customer Care Center	At least 75 percent	78 percent	✓
Operations Services			
Frequency of non-major-storm power outages, per year, per customer	Less than 1.30 outages	1.20 outages	✓
Length of non-major-storm power outages per year, per customer	Less than 2 hours, 35 minutes	2 hours, 55 minutes	
Time from customer call to arrival of field technicians in response to electric system emergencies	No more than 55 minutes	55 minutes	✓
Time from customer call to arrival of field technicians in response to natural gas emergencies	No more than 55 minutes	32 minutes	✓
Percent of service appointments kept	At least 92 percent	100 percent*	✓

* Percent in table rounded up from 99.6 percent result.

Each year Puget Sound Energy measures service-quality benchmarks established in cooperation with the Washington Utilities and Transportation Commission (WUTC), the Public Counsel Unit of the Attorney General's Office and other parties to gauge how well we deliver our services to you and all of our customers.

2017 Performance Highlights

In 2017 we met eight of our nine service metrics (see chart above).

We missed the benchmark for the amount of time to restore power outages, primarily due to damage caused by fallen trees and limbs during stormy weather. In 2017, several major weather events hit our region. While the most severe days are excluded from the measurement, the days spent restoring power before and after the excluded days contributed to the lengthy restoration time. In addition, there were several non-major storms, primarily affecting customers in the northern part of our service territory that contributed to missing the benchmark. Fallen trees caused significant damage and outages at multiple locations, adding to the amount of time it took our teams to get from one location to another to repair the damage and restore service.

We have three service guarantees. We credit your bill \$50 if we fail to meet these guarantees.

- Keeping scheduled appointments
- If your power is out for 120 consecutive hours or longer during any power outage
- If your power is out for 24 consecutive hours or longer during a non-major-storm power outage

We credited customers a total of \$23,250 for missing 465, or 0.4 percent, of our total 114,004 service guaranteed appointments.

We credited six customers under the 120 consecutive-hour service guarantee and 250 customers under the 24 consecutive-hour guarantee.

Every day our employees continually aim to achieve new levels of providing safe, dependable and efficient service to meet your expectations of us.



PUGET SOUND ENERGY

P.O. Box 97034
Bellevue, WA 98009-9734

PRESORTED
FIRST-CLASS MAIL
U.S. POSTAGE PAID
PSE

YOUR PUGET SOUND ENERGY BILL ENCLOSED

Start saving today

With energy efficiency
rebates and offers.
Visit pse.com/rebates.






Customer service — guaranteed.

We commit to keeping scheduled appointments and to restoring power outages as soon as we can. For more information, visit pse.com/guarantees.






Save a stamp. Go paperless.
Visit **pse.com** for more information.



PLACE
STAMP
HERE



BELLEVUE, WA 98009-9269





Go paperless

Sign up to manage your account
and pay online at **pse.com/mypse**.



This envelope is recyclable.

Customer service guaranteed

Each year Puget Sound Energy measures how well we deliver our services to you in three key areas. Look for the 2017 Service Quality Report Card included in your bill.

pse.com/guarantees

Detail section

For bi-monthly billed customers with electric lighting service:

Your bill reflects changes in rates that went into effect on June 1, 2018.

For transmission schedules 449, 459, NETWEC:

The past month's transmission system peak occurred on June 20 at hour ending 1800.

Customer
Account # 000000000000

Your energy bill

Amount due:

\$000.00

Bill due on Month 00, 2018.

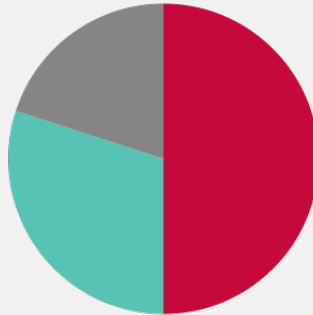
[VIEW & PAY](#)

Thank you for being a Puget Sound Energy customer.


Energy Analysis

Here's an estimate of how your home used energy this billing period.*

Heating and cooling were 80% of your energy use.



Month 1, 2018 – Month 31, 2018



Want a complete breakdown? Answer a few questions about your home.

[UPDATE HOME PROFILE](#)

*We calculate heating and cooling based on weather patterns and how your home uses energy.

Did you find this email helpful?

[YES](#)

[NO](#)