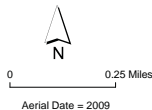







Puget Sound Energy
 Sammamish to Juanita 115 kV Line
 Stakeholder Advisory Group
 Recommended Preferred Route
 As of July 18, 2012



-  Preferred Route
-  Project Study Area Boundary
-  Route Start and End Points
-  Route Fallback
-  PSE Owned Property

A final alignment will be selected after public review, micrositing with property owners and further studies are completed.

