



March 1, 2023

***Filed Via Web Portal***

Ms. Amanda Maxwell, Executive Director and Secretary  
Washington Utilities and Transportation Commission  
621 Woodland Square Loop SE  
Lacey, WA 98503

**Re: Advice No. 2023-10  
PSE's Electric Tariff Filing**

Dear Ms. Maxwell:

Puget Sound Energy (“PSE”) hereby submits proposed revisions to its electric Schedule 120, Electricity Conservation Service Rider. This filing, pursuant to RCW 80.28.060 and Chapter 480-80 WAC, includes revisions to the following electric tariff sheets.

WN U-60, Tariff G - (Electric Tariff):

- 31<sup>st</sup> Revision of Sheet No. 120 - Electricity Conservation Service Rider
- 32<sup>nd</sup> Revision of Sheet No. 120-A - Electricity Conservation Service Rider (Continued)
- 34<sup>th</sup> Revision of Sheet No. 120-B - Electricity Conservation Service Rider (Continued)
- 30<sup>th</sup> Revision of Sheet No. 120-C - Electricity Conservation Service Rider (Continued)
- 28<sup>th</sup> Revision of Sheet No. 120-D - Electricity Conservation Service Rider (Continued)
- 28<sup>th</sup> Revision of Sheet No. 120-E - Electricity Conservation Service Rider (Continued)
- 12<sup>th</sup> Revision of Sheet No. 120-F - Electricity Conservation Service Rider (Continued)
- 9<sup>th</sup> Revision of Sheet No. 120-G - Electricity Conservation Service Rider (Continued)

The purpose of this tariff filing is to implement changes to rates under the conservation rider mechanism, as provided in the following dockets: the Commission’s order in Docket UE-970686 (the “Order”); the Settlement Terms for Conservation (“Settlement”) approved by the Commission in Docket UE-100177; and the Commission’s Order 01 in Docket UE-210822 (“Order 01”).

In Order 01 the Commission approved PSE’s 2022-2023 Energy Independence Act energy conservation target of 497,564 MWh, as reported at the customer meter. That approved goal represents the total available conservation resources that are cost-effective, reliable and feasible, that PSE could expect to acquire in the 2022-2023 biennium.

This tariff filing revises the Electricity Conservation Rider charges for all tariff schedules except for customers under Schedules 448, 449, 458 and 459, in order to reflect an increase in the amount of approved costs budgeted for the upcoming year, the true-up and approval of actual costs, and actual collections over the past year (offsetting the increased budget).

The amount of the revenue requirement requested in this filing is \$97.6 million which includes 2023 conservation costs, true-up of 2021 and 2022, and Schedule 258 collections (for customers under Schedules 449 and 459). This is lower than the \$103.3 million requested in last year's filing under Docket UE-220137 by a total of \$5.7 million. This is due to a \$1.8 million increase in the budget for the 2023 program year, and a decrease of \$7.5 million in the true-up for spending, load variances and revenue sensitive fees and taxes, as compared to 2022.

Overall, this proposal represents a revenue requirement decrease and an average decrease for most customers affected by this tariff change, or a 0.24 percent decrease in overall bills. However, residential customers would see an increase. A typical customer on Schedule 7 using 800 kWh per month would experience an increase of \$0.09 per month or 0.09 percent.

The tariff sheets described herein reflect an issue date of March 1, 2023, and an effective date of May 1, 2023. Posting of proposed tariff changes, as required by WAC 480-100-193, is being accomplished by posting the proposed tariff sheets on the PSE web site coincident with the date of this transmittal letter. Notice to the public under the provisions of WAC 480-100-194 will be provided within 30 days of the requested May 1, 2023 effective date.

Please contact Julie Waltari at [julie.waltari@pse.com](mailto:julie.waltari@pse.com) or (425) 456-2945 for additional information about this filing. If you have any other questions, please contact me at (425) 456-2142.

Sincerely,

*/s/ Jon A. Piliaris*

Jon A. Piliaris  
Director, Regulatory Affairs  
Puget Sound Energy  
PO Box 97034, BEL10W  
Bellevue, WA 98009-9734  
(425) 456-2142  
[Jon.Piliaris@pse.com](mailto:Jon.Piliaris@pse.com)

cc: Lisa Gafken, Public Counsel  
Sheree Carson, Perkins Coie  
Attachments:  
Electric Tariff Sheets (listed above)  
Revenue Requirement Work Paper  
Cost of Service Work Paper

**PUGET SOUND ENERGY  
Electric Tariff G**

**SCHEDULE 120  
Electricity Conservation Service Rider**

1. **Applicability:** To all bills for electric service calculated under all schedules contained in this tariff and all retail contracts for electrical service except where explicitly exempted.
2. **Purpose:** This schedule implements surcharges to collect the costs incurred in providing services and programs under Schedule 83, Schedule 150, Schedule 195, and schedules numbered between 200 and 299, and between 307 and 331.


3. **Monthly Rate:**

<u>SCHEDULE 7</u>		
Energy Charge:	\$0.005044 per kWh	(I)
<u>SCHEDULES 8 &amp; 24</u>		
Energy Charge:	\$0.004276 per kWh	(R)
<u>SCHEDULES 7A, 11 &amp; 25</u>		
Energy Charge:	\$0.004348 per kWh	(R)
<u>SCHEDULES 12 &amp; 26</u>		
Energy Charge:	\$0.003981 per kWh	(R)
<u>SCHEDULE 29</u>		
Energy Charge:	\$0.004530 per kWh	(I)
<u>SCHEDULES 10 &amp; 31</u>		
Energy Charge:	\$0.003838 per kWh	(R)
<u>SCHEDULE 35</u>		
Energy Charge:	\$0.002624 per kWh	(R)
<u>SCHEDULE 43</u>		
Energy Charge:	\$0.000815 per kWh	(R)

(Continued on Sheet No. 120-A)

**Issued:** March 1, 2023  
**Advice No.:** 2023-10

**Effective:** May 1, 2023

By: 

**Issued By Puget Sound Energy**

Jon Piliaris

**Title:** Director, Regulatory Affairs

**PUGET SOUND ENERGY  
Electric Tariff G**

**SCHEDULE 120**

**Electricity Conservation Service Rider (Continued)**

**3. Monthly Rate: (Continued)**

SCHEDULE 46

Energy Charge: \$0.000973 per kWh (R)

SCHEDULE 448,449, 458 & 459

Energy Charge:

- Primary Voltage \$0.001351 per kWh
- High Voltage \$0.001351 per kWh

SCHEDULE 49

Energy Charge: \$0.003569 per kWh (R)

MICROSOFT SPECIAL CONTRACT

- Primary Voltage \$0.004231 per kWh (R)
- High Voltage \$0.004231 per kWh I
- Secondary Voltage \$0.004231 per kWh (R)

SCHEDULE 50 – Customer-Owned Fluorescent Lighting Service

Lamp Wattage

22 Watt \$0.02 per lamp (R)

SCHEDULE 50 – Customer-Owned Mercury Vapor Lighting Service

SCHEDULE 50 – Customer-Owned Energy Only Mercury Vapor Lighting Service

Lamp Wattage

Per Lamp

100 Watt	\$0.09	(R)
175 Watt	\$0.15	
400 Watt	\$0.34	
700 Watt	\$0.59	(R)

SCHEDULE 51 – LED (Light Emitting Diode) Lighting Service – Company-Owned

SCHEDULE 53 – Company-Owned LED (Light Emitting Diode) Lighting Service

SCHEDULE 53 – Customer-Owned LED (Light Emitting Diode) Lighting Service

SCHEDULE 54 – Customer-Owned LED (Light Emitting Diode) Lighting Energy Service

See Sheet 120-B for rates for these four types of lights.

(Continued on Sheet No. 120-B)

**Issued:** March 1, 2023  
**Advice No.:** 2023-10

**Effective:** May 1, 2023

By: 

**Issued By Puget Sound Energy**

Jon Piliaris

**Title:** Director, Regulatory Affairs

**PUGET SOUND ENERGY  
Electric Tariff G**

**SCHEDULE 120  
Electricity Conservation Service Rider (Continued)**

3. **MONTHLY RATE:** (Continued)

SCHEDULES 51, 53 & 54 – LED Lighting Rates

<u>Wattage</u>	<u>Per Lamp</u>	(D) (D)
0-30 Watt		(N)
Installed after April 30, 2023	\$0.01	I (N)
Installed on or before April 30, 2023	\$0.04	(N) (N)
30.01-60 Watt	\$0.04	(C) (R)
60.01-90 Watt	\$0.06	I
90.01-120 Watt	\$0.09	I
120.01-150 Watt	\$0.11	I
150.01-180 Watt	\$0.14	I
180.01-210 Watt	\$0.17	I
210.01-240 Watt	\$0.19	I
240.01-270 Watt	\$0.22	I
270.01-300 Watt	\$0.24	(R)


SCHEDULES 51 & 53 – Smart LED Light Charges: (C)

Energy Charge: \$0.002423 per kWh (R)

(Continued on Sheet No. 120-C)

**Issued:** March 1, 2023  
**Advice No.:** 2023-10

**Effective:** May 1, 2023

By: 

**Issued By Puget Sound Energy**

Jon Piliaris

**Title:** Director, Regulatory Affairs

**PUGET SOUND ENERGY**  
**Electric Tariff G**

**SCHEDULE 120**  
**Electricity Conservation Service Rider (Continued)**

3. **Monthly Rate:** (Continued)

SCHEDULE 52 – Sodium Vapor Lighting Service

<u>Lamp Wattage</u>	<u>Per Lamp</u>	
50 Watt	\$0.04	(R)
70 Watt	\$0.06	
100 Watt	\$0.09	
150 Watt	\$0.13	
200 Watt	\$0.17	
250 Watt	\$0.21	
310 Watt	\$0.26	
400 Watt	\$0.34	(R)

SCHEDULE 52 – Metal Halide Lighting Service

<u>Lamp Wattage</u>	<u>Per Lamp</u>	
70 Watt	\$0.06	(R)
100 Watt	\$0.09	
150 Watt	\$0.13	
175 Watt	\$0.15	
250 Watt	\$0.21	
400 Watt	\$0.34	
1000 Watt	\$0.85	(R)


SCHEDULE 53 – Sodium Vapor Lighting Service

<u>Lamp Wattage</u>	<u>Per Lamp</u>	
50 Watt	\$0.04	(R)
70 Watt	\$0.06	
100 Watt	\$0.09	
150 Watt	\$0.13	
200 Watt	\$0.17	
250 Watt	\$0.21	
310 Watt	\$0.26	
400 Watt	\$0.34	
1000 Watt	\$0.85	(R)

(Continued on Sheet No. 120-D)

**Issued:** March 1, 2023  
**Advice No.:** 2023-10

**Effective:** May 1, 2023

By: 

**Issued By Puget Sound Energy**

Jon Piliaris

**Title:** Director, Regulatory Affairs

**PUGET SOUND ENERGY**  
**Electric Tariff G**

**SCHEDULE 120**  
**Electricity Conservation Service Rider (Continued)**

3. **Monthly Rate:** (Continued)

SCHEDULE 53 – Metal Halide Lighting Service

<u>Lamp Wattage</u>	<u>Per Lamp</u>	
70 Watt	\$0.06	(R)
100 Watt	\$0.09	
150 Watt	\$0.13	
175 Watt	\$0.15	
250 Watt	\$0.21	
400 Watt	\$0.34	(R)


SCHEDULE 54 – Customer-Owned Sodium Vapor Lighting Service

<u>Lamp Wattage</u>	<u>Per Lamp</u>	
<u>Dusk to Dawn</u>		
50 Watt	\$0.04	(R)
70 Watt	\$0.06	
100 Watt	\$0.09	
150 Watt	\$0.13	
200 Watt	\$0.17	
250 Watt	\$0.21	
310 Watt	\$0.26	
400 Watt	\$0.34	
1000 Watt	\$0.85	(R)

(Continued on Sheet No. 120-E)

**Issued:** March 1, 2023  
**Advice No.:** 2023-10

**Effective:** May 1, 2023

By: 

**Issued By Puget Sound Energy**

Jon Piliaris

**Title:** Director, Regulatory Affairs

**PUGET SOUND ENERGY  
 Electric Tariff G**

**SCHEDULE 120  
 Electricity Conservation Service Rider (Continued)**

**3. Monthly Rate:** (Continued)

SCHEDULES 55 & 56 – Sodium Vapor Lighting Service

<u>Lamp Wattage</u>	<u>Per Lamp</u>	
70 Watt	\$0.06	(R)
100 Watt	\$0.09	
150 Watt	\$0.13	
200 Watt	\$0.17	
250 Watt	\$0.21	
400 Watt	\$0.34	(R)

SCHEDULES 55 & 56 – Metal Halide Lighting Service

<u>Lamp Wattage</u>	<u>Per Lamp</u>	
250 Watt	\$0.21	(R)

SCHEDULES 55 & 56 – LED Lighting Service

<u>Lamp Wattage</u>	<u>Per Lamp</u>	
0-30 Watt		(N)
Installed after April 30, 2023	\$0.01	(N)
Installed on or before April 30, 2023	\$0.04	(N) (N)
30.01-60 Watt	\$0.04	(C) (R)
60.01-90 Watt	\$0.06	
90.01-120 Watt	\$0.09	
120.01-150 Watt	\$0.11	
150.01-180 Watt	\$0.14	
180.01-210 Watt	\$0.17	
210.01-240 Watt	\$0.19	
240.01-270 Watt	\$0.22	
270.01-300 Watt	\$0.24	(R)


SCHEDULE 57

Connected Load:	\$0.00159 per Watt	(R)
-----------------	--------------------	-----

(Continued on Sheet No. 120-F)

**Issued:** March 1, 2023  
**Advice No.:** 2023-10

**Effective:** May 1, 2023

By: 

**Issued By Puget Sound Energy**

Jon Piliaris

**Title:** Director, Regulatory Affairs



**PUGET SOUND ENERGY  
Electric Tariff G**

**SCHEDULE 120  
Electricity Conservation Service Rider (Continued)**

3. **Monthly Rate:** (Continued)

SCHEDULES 58 & 59 – Directional Sodium Vapor Lighting Service

<u>Lamp Wattage</u>	<u>Per Lamp</u>	
70 Watt	\$0.06	(R)
100 Watt	\$0.09	
150 Watt	\$0.13	
200 Watt	\$0.17	
250 Watt	\$0.21	
400 Watt	\$0.34	(R)

SCHEDULES 58 & 59 – Directional Metal Halide Lighting Service

<u>Lamp Wattage</u>	<u>Per Lamp</u>	
175 Watt	\$0.15	(R)
250 Watt	\$0.21	
400 Watt	\$0.34	
1000 Watt	\$0.85	(R)

SCHEDULES 58 & 59 – Horizontal Sodium Vapor Lighting Service

<u>Lamp Wattage</u>	<u>Per Lamp</u>	
100 Watt	\$0.09	(R)
150 Watt	\$0.13	
200 Watt	\$0.17	
250 Watt	\$0.21	
400 Watt	\$0.34	(R)


SCHEDULES 58 & 59 – Horizontal Metal Halide Lighting Service

<u>Lamp Wattage</u>	<u>Per Lamp</u>	
250 Watt	\$0.21	(R)
400 Watt	\$0.34	(R)

(Continued on Sheet No. 120-G)

**Issued:** March 1, 2023  
**Advice No.:** 2023-10

**Effective:** May 1, 2023

By: 

**Issued By Puget Sound Energy**

Jon Piliaris

**Title:** Director, Regulatory Affairs

**PUGET SOUND ENERGY  
 Electric Tariff G**

**SCHEDULE 120  
 Electricity Conservation Service Rider (Continued)**

**3. Monthly Rate: (Continued)**

SCHEDULES 58 & 59 – Light Emitting Diode (LED) Lighting Service

<u>Lamp Wattage</u>	<u>Per Lamp</u>	(D) (D)
0 – 30		(N)
Installed after April 30, 2023	\$0.01	I (N)
Installed on or before April 30, 2023	\$0.04	(N) (N)
30.01 – 60	\$0.04	(C) (R)
60.01 – 90	\$0.06	
90.01 – 120	\$0.09	
120.01 – 150	\$0.11	
150.01 – 180	\$0.14	
180.01 – 210	\$0.17	
210.01 – 240	\$0.19	
240.01 – 270	\$0.22	
270.01 – 300	\$0.24	
300.01 – 400	\$0.30	
400.01 – 500	\$0.38	
500.01 – 600	\$0.47	
600.01 – 700	\$0.55	
700.01 – 800	\$0.64	
800.01 – 900	\$0.72	(R)

(Continued on Sheet No. 120-H)

**Issued:** March 1, 2023  
**Advice No.:** 2023-10

**Effective:** May 1, 2023

By: 

**Issued By Puget Sound Energy**

Jon Piliaris

**Title:** Director, Regulatory Affairs