



Puget Sound Energy
P.O. Box 97034
Bellevue, WA 98009-9734
pse.com

March 28, 2025

Filed Via Web Portal

Jeff Killip, Executive Director and Secretary
Washington Utilities and Transportation Commission
621 Woodland Square Loop SE
Lacey, WA 98503

**RE: Advice No. 2025-22
Puget Sound Energy’s Electric Tariff Revision**

Dear Executive Director Killip:

Pursuant to RCW 80.28.060 and WAC 480-80-101 and -105, please find enclosed for filing the following proposed revisions to the WN U-60, tariff for electric service of Puget Sound Energy (“PSE” or the “Company”):

13 th Revision	Sheet No. 140-B	Property Tax Tracker (Continued)
14 th Revision	Sheet No. 140-C	Property Tax Tracker (Continued)
13 th Revision	Sheet No. 140-D	Property Tax Tracker (Continued)
13 th Revision	Sheet No. 140-E	Property Tax Tracker (Continued)
13 th Revision	Sheet No. 140-F	Property Tax Tracker (Continued)
13 th Revision	Sheet No. 140-G	Property Tax Tracker (Continued)
14 th Revision	Sheet No. 140-H	Property Tax Tracker (Continued)
14 th Revision	Sheet No. 140-I	Property Tax Tracker (Continued)
12 th Revision	Sheet No. 140-L	Property Tax Tracker (Continued)
14 th Revision	Sheet No. 140-M	Property Tax Tracker (Continued)
12 th Revision	Sheet No. 140-N	Property Tax Tracker (Continued)
14 th Revision	Sheet No. 140-O	Property Tax Tracker (Continued)
11 th Revision	Sheet No. 140-P	Property Tax Tracker (Continued)
10 th Revision	Sheet No. 140-Q	Property Tax Tracker (Continued)
Original	Sheet No. 140-R	Property Tax Tracker (Continued)

The purpose of this filing is to implement changes to rates under the Property Tax Tracker mechanism, as provided in the Commission's Order 07 (Final Order Granting Petition) in Dockets UE-121697 and UG-121705 (consolidated) and the Commission's Order 07 (Final Order Authorizing Rates) in Dockets UE-130137 and UG-130138 (consolidated) (“Order 07”) and the Commission’s Final Order Settlement Stipulation and Agreement in Dockets UE-220066/UG-

220067 and UG-210918 (consolidated). Electric Schedule 140 is filed annually to recover property tax costs in the current year and true up rates and property tax costs from the prior year.

This proposal represents a \$10.5 million electric revenue requirement increase from the previous year. The change results in an overall average increase of 0.31 percent in customer bills. The typical residential customer using 800 kWh per month would experience a \$0.40 increase in their monthly bill or a 0.32 percent increase.

Additionally, a rate is included in this filing for a new tariff Schedule 558 Electric Vehicle Fleet Charging General Service. PSE plans to propose the new tariff schedule in a filing made prior to the Commission's review of this electric Schedule 140 docket.

Bill assistance programs such as PSE's Bill Discount Rate ("BDR"), PSE Home Energy Lifeline Program ("HELP"), the Low Income Home Energy Assistance Program ("LIHEAP"), Past-due Bill Forgiveness (an Arrearage Management Plan which launched in October 2025), and the Salvation Army Warm Home Fund ("WHF") are available to qualified customers who need help with their energy bills. PSE customers can go to pse.com/assistance or call 1-888-225-5773 to learn if they are eligible. Payment plans are also available.

The tariff sheets described herein reflect an issue date of March 28, 2025, and an effective date of May 1, 2025. Posting of proposed tariff changes, as required by law and the Commission's rules and regulations, is being completed through web, telephone and mail access in accordance with WAC 480-100-193. Notice to the public under the provisions of WAC 480-100-194 will be provided within 30 days of the May 1, 2025 effective date.

Please contact Julie Waltari at julie.waltari@pse.com for additional information about this filing. If you have any other questions, please contact me at birud.jhaveri@pse.com.

Sincerely,

/s/ Birud D. Jhaveri

Birud D. Jhaveri
Director, Regulatory Affairs
Puget Sound Energy
PO Box 97034, BEL10W
Bellevue, WA 98009-9734
Birud.Jhaveri@pse.com

cc: Tad O'Neill, Public Counsel
Sheree Carson, Perkins Coie

Attachments: Electric Tariff Sheets (listed above)
Revenue Requirement Work Paper
Rate Spread Design Work Paper

PROPOSED

13th Revision of Sheet No. 140-B
Canceling 12th Revision
of Sheet No. 140-B

WN U-60

**PUGET SOUND ENERGY
Electric Tariff G**

**SCHEDULE 140
Property Tax Tracker (Continued)**


4. Monthly Rate: The surcharge rate shown below and on the following sheets shall be added to the rate(s) shown on each schedule for electric service.

-----Energy Charge-----				
<u>Schedule</u>	<u>Base Property Tax Rate</u>	<u>Deferral Rate</u>	<u>Schedule 140 Total Effective Rate</u>	
7, 307, 317 & 327	\$0.002300	\$(0.000197)	\$0.002103 per KWh	(I) (I) (I)
7A	\$0.001869	\$(0.000160)	\$0.001709 per KWh	
8, 24 & 324	\$0.002029	\$(0.000174)	\$0.001855 per KWh	
11 & 25	\$0.001869	\$(0.000160)	\$0.001709 per KWh	
12 & 26	\$0.001456	\$(0.000125)	\$0.001331 per KWh	
29	\$0.001869	\$(0.000160)	\$0.001709 per KWh	
10 & 31	\$0.001596	\$(0.000137)	\$0.001459 per KWh	
35	\$0.001596	\$(0.000137)	\$0.001459 per KWh	(I) (I) (I)
Special Contracts:				
<u>Metering Point</u>				
Secondary Voltage	\$0.000869	\$(0.000075)	\$0.000794 per KWh	(I) (I) (I)
Primary Voltage	\$0.000869	\$(0.000075)	\$0.000794 per KWh	
High Voltage	\$0.000869	\$(0.000075)	\$0.000794 per KWh	(I) (I) (I)

Issued: March 28, 2025
Advice No.: 2025-22

Effective: May 1, 2025

Issued By Puget Sound Energy

By:  Birud D. Jhaveri

Title: Director, Regulatory Affairs

**PUGET SOUND ENERGY
 Electric Tariff G**

**SCHEDULE 140
 Property Tax Tracker (Continued)**

4. Monthly Rate (Continued):

-----Energy Charge-----				
	Base Property		Schedule 140 Total	
<u>Schedule</u>	<u>Tax Rate</u>	<u>Deferral Rate</u>	<u>Effective Rate</u>	
43	\$0.001819	\$(0.000156)	\$0.001663 per kWh	(R) (R) (R)
46 & 49	\$0.000855	\$(0.000073)	\$0.000782 per kWh	
448, 449, 458 & 459	\$0.010796	\$(0.000926)	\$0.009870 per kVA	(R) (R) (R)
558*	\$0.001814	\$(0.000156)	\$0.001658 per kWh	(N) (N) (N) (N)

*Rate is effective upon the effective date of the Commission's approval of Schedule 558 Electric Vehicle Fleet Charging General Service.

4. Monthly Rate – EFFECTIVE THROUGH JANUARY 28, 2026:

(N)

Schedule 50 – Fluorescent Lighting Service - Customer Owned

-----Per Lamp Charge-----				
	Base Property		Schedule 140 Total	
	<u>Tax Rate</u>	<u>Deferral Rate</u>	<u>Effective Rate</u>	
Lamp Wattage – 22	\$0.05	\$0.00	\$0.05 per Lamp	(I) (I)

Schedule 50 – Mercury Vapor Lighting Service - Customer Owned (Code A)

-----Per Lamp Charge-----				
	Base Property		Schedule 140 Total	
	<u>Tax Rate</u>	<u>Deferral Rate</u>	<u>Effective Rate</u>	
Lamp Wattage – 100	\$0.27	\$(0.02)	\$0.25 per Lamp	(I) (R) (I)
Lamp Wattage – 175	\$0.47	\$(0.04)	\$0.43 per Lamp	
Lamp Wattage – 400	\$0.98	\$(0.08)	\$0.90 per Lamp	(I) (R) (I)

Schedule 50 – Mercury Vapor Lighting Energy Service - Customer Owned (Code B)

-----Per Lamp Charge-----				
	Base Property		Schedule 140 Total	
	<u>Tax Rate</u>	<u>Deferral Rate</u>	<u>Effective Rate</u>	
Lamp Wattage – 100	\$0.27	\$(0.02)	\$0.25 per Lamp	(I) (R) (I)
Lamp Wattage – 175	\$0.47	\$(0.04)	\$0.43 per Lamp	
Lamp Wattage – 400	\$0.98	\$(0.08)	\$0.90 per Lamp	
Lamp Wattage – 700	\$2.45	\$(0.21)	\$2.24 per Lamp	(I) (R) (I)

Issued: March 28, 2025
Advice No.: 2025-22

Effective: May 1, 2025

Issued By Puget Sound Energy

By:  Birud D. Jhaveri

Title: Director, Regulatory Affairs

PROPOSED

13th Revision of Sheet No. 140-D
Canceling 12th Revision
of Sheet No. 140-D

WN U-60

**PUGET SOUND ENERGY
Electric Tariff G**

**SCHEDULE 140
Property Tax Tracker (Continued)**

4. Monthly Rate – EFFECTIVE THROUGH JANUARY 28, 2026 (Continued): (N)

SCHEDULES 51, 53 – Customer Owned & 54 – LED (Light Emitting Diode) Lighting Service

<u>Lamp Wattage</u>	<u>Base Property</u>		<u>Schedule 140 Total</u>	
	<u>Tax Rate</u>	<u>Deferral Rate</u>	<u>Effective Rate Per Lamp</u>	
0-30 Watt	\$0.05	\$0.00	\$0.05	(I) (I)
30.01-60 Watt	\$0.11	\$(0.01)	\$0.10	(R)
60.01-90 Watt	\$0.18	\$(0.02)	\$0.16	
90.01-120 Watt	\$0.27	\$(0.02)	\$0.25	
120.01-150 Watt	\$0.27	\$(0.02)	\$0.25	
150.01-180 Watt	\$0.47	\$(0.04)	\$0.43	(I) (R) (I)

Issued: March 28, 2025
Advice No.: 2025-22

Effective: May 1, 2025

Issued By Puget Sound Energy

By:  Birud D. Jhaveri

Title: Director, Regulatory Affairs

PROPOSED

13th Revision of Sheet No. 140-E
Canceling 12th Revision
of Sheet No. 140-E

WN U-60

**PUGET SOUND ENERGY
Electric Tariff G**

**SCHEDULE 140
Property Tax Tracker (Continued)**

4. Monthly Rate – EFFECTIVE THROUGH JANUARY 28, 2026 (Continued): (N)
SCHEDULES 51, 53 – Customer Owned & 54 – LED (Light Emitting Diode) Lighting Service

<u>Lamp Wattage</u>	<u>Base Property Tax Rate</u>	<u>Deferral Rate</u>	<u>Schedule 140 Total Effective Rate Per Lamp</u>	
180.01-210 Watt	\$0.47	\$(0.04)	\$0.43	(I) (R) (I)
210.01-240 Watt	\$0.47	\$(0.04)	\$0.43	(I) (R) (I)
240.01-270 Watt	\$0.62	\$(0.05)	\$0.57	(I) (R) (I)
270.01-300 Watt	\$0.62	\$(0.05)	\$0.57	(I) (R) (I)

Issued: March 28, 2025
Advice No.: 2025-22

Effective: May 1, 2025

Issued By Puget Sound Energy

By:  Birud D. Jhaveri

Title: Director, Regulatory Affairs

**PUGET SOUND ENERGY
 Electric Tariff G**

**SCHEDULE 140
 Property Tax Tracker (Continued)**

4. Monthly Rate – EFFECTIVE THROUGH JANUARY 28, 2026 (Continued): (N)

SCHEDULE 52 - Sodium Vapor Lighting Service

<u>Lamp Wattage</u>	<u>Base Property</u>		<u>Schedule 140 Total</u>		
	<u>Tax Rate</u>	<u>Deferral Rate</u>	<u>Effective Rate Per Lamp</u>		
50 Watt	\$0.11	\$(0.01)	\$0.10		(I) (R) (I)
70 Watt	\$0.18	\$(0.02)	\$0.16		
100 Watt	\$0.27	\$(0.02)	\$0.25		
150 Watt	\$0.27	\$(0.02)	\$0.25		
200 Watt	\$0.47	\$(0.04)	\$0.43		
250 Watt	\$0.62	\$(0.05)	\$0.57		
310 Watt	\$0.62	\$(0.05)	\$0.57		
400 Watt	\$0.98	\$(0.08)	\$0.90		(I) (R) (I)

SCHEDULE 52 - Metal Halide Lighting Service

<u>Lamp Wattage</u>	<u>Base Property</u>		<u>Schedule 140 Total</u>		
	<u>Tax Rate</u>	<u>Deferral Rate</u>	<u>Effective Rate Per Lamp</u>		
70 Watt	\$0.18	\$(0.02)	\$0.16		(I) (R) (I)
100 Watt	\$0.27	\$(0.02)	\$0.25		
150 Watt	\$0.27	\$(0.02)	\$0.25		
175 Watt	\$0.47	\$(0.04)	\$0.43		
250 Watt	\$0.62	\$(0.05)	\$0.57		
400 Watt	\$0.98	\$(0.08)	\$0.90		
1000 Watt	\$2.45	\$(0.21)	\$2.24		(I) (R) (I)


SCHEDULE 53 – Sodium Vapor Lighting Service– Company Owned

<u>Lamp Wattage</u>	<u>Base Property</u>		<u>Schedule 140 Total</u>		
	<u>Tax Rate</u>	<u>Deferral Rate</u>	<u>Effective Rate Per Lamp</u>		
50 Watt	\$0.11	\$(0.01)	\$0.10		(R) (I) (R)
70 Watt	\$0.18	\$(0.02)	\$0.16		
100 Watt	\$0.27	\$(0.02)	\$0.25		
150 Watt	\$0.27	\$(0.02)	\$0.25		(R)
200 Watt	\$0.47	\$(0.04)	\$0.43		(R) (I)
250 Watt	\$0.62	\$(0.05)	\$0.57		(I)
310 Watt	\$0.62	\$(0.05)	\$0.57		
400 Watt	\$0.98	\$(0.08)	\$0.90		
1000 Watt	\$2.45	\$(0.21)	\$2.24		(I) (I) (I)

Issued: March 28, 2025
Advice No.: 2025-22

Effective: May 1, 2025

Issued By Puget Sound Energy

By:  Birud D. Jhaveri

Title: Director, Regulatory Affairs

**PUGET SOUND ENERGY
 Electric Tariff G**

**SCHEDULE 140
 Property Tax Tracker (Continued)**

4. Monthly Rate – EFFECTIVE THROUGH JANUARY 28, 2026 (Continued): (N)

SCHEDULE 53 – Sodium Vapor Lighting Service – Customer Owned

<u>Lamp Wattage</u>	<u>Base Property</u>		<u>Schedule 140 Total</u>	
	<u>Tax Rate</u>	<u>Deferral Rate</u>	<u>Effective Rate Per Lamp</u>	
50 Watt	\$0.11	\$(0.01)	\$0.10	(I) (R) (I)
70 Watt	\$0.18	\$(0.02)	\$0.16	
100 Watt	\$0.27	\$(0.02)	\$0.25	
150 Watt	\$0.27	\$(0.02)	\$0.25	
200 Watt	\$0.47	\$(0.04)	\$0.43	
250 Watt	\$0.62	\$(0.05)	\$0.57	
310 Watt	\$0.62	\$(0.05)	\$0.57	
400 Watt	\$0.98	\$(0.08)	\$0.90	
1000 Watt	\$2.45	\$(0.21)	\$2.24	(I) (R) (I)

SCHEDULE 53 – Metal Halide Lighting Service – Company Owned

<u>Lamp Wattage</u>	<u>Base Property</u>		<u>Schedule 140 Total</u>	
	<u>Tax Rate</u>	<u>Deferral Rate</u>	<u>Effective Rate Per Lamp</u>	
70 Watt	\$0.18	\$(0.02)	\$0.16	(R) (I) (R)
100 Watt	\$0.27	\$(0.02)	\$0.25	
150 Watt	\$0.27	\$(0.02)	\$0.25	(R) (R)
250 Watt	\$0.62	\$(0.05)	\$0.57	(I) (I)
400 Watt	\$0.98	\$(0.08)	\$0.90	(I) (I) (I)

SCHEDULE 53 – Metal Halide Lighting Service – Customer Owned

<u>Lamp Wattage</u>	<u>Base Property</u>		<u>Schedule 140 Total</u>	
	<u>Tax Rate</u>	<u>Deferral Rate</u>	<u>Effective Rate Per Lamp</u>	
70 Watt	\$0.18	\$(0.02)	\$0.16	(I) (R) (I)
100 Watt	\$0.27	\$(0.02)	\$0.25	
150 Watt	\$0.27	\$(0.02)	\$0.25	
175 Watt	\$0.47	\$(0.04)	\$0.43	
250 Watt	\$0.62	\$(0.05)	\$0.57	
400 Watt	\$0.98	\$(0.08)	\$0.90	(I) (R) (I)

Issued: March 28, 2025
Advice No.: 2025-22

Effective: May 1, 2025

Issued By Puget Sound Energy

By:  Birud D. Jhaveri

Title: Director, Regulatory Affairs

PROPOSED

14th Revision of Sheet No. 140-H
Canceling 13th Revision
of Sheet No. 140-H

WN U-60

**PUGET SOUND ENERGY
Electric Tariff G**

**SCHEDULE 140
Property Tax Tracker (Continued)**

4. Monthly Rate – EFFECTIVE THROUGH JANUARY 28, 2026 (Continued): (N)

SCHEDULE 53 – LED Lighting Service – Company Owned

<u>Lamp Wattage</u>	<u>Base Property</u>		<u>Schedule 140 Total</u>		
	<u>Tax Rate</u>	<u>Deferral Rate</u>	<u>Effective Rate Per Lamp</u>		
0-30 Watt	\$0.05	\$(0.00)	\$0.05		(R) (I) (R)
30.01-60 Watt	\$0.11	\$(0.01)	\$0.10		I I I
60.01-90 Watt	\$0.18	\$(0.02)	\$0.16		I I I
90.01-120 Watt	\$0.27	\$(0.02)	\$0.25		I I I
120.01-150 Watt	\$0.27	\$(0.02)	\$0.25		I I I
150.01-180 Watt	\$0.47	\$(0.04)	\$0.43		(R) (I) (R)

Issued: March 28, 2025
Advice No.: 2025-22

Effective: May 1, 2025

Issued By Puget Sound Energy

By:  Birud D. Jhaveri

Title: Director, Regulatory Affairs

PROPOSED

14th Revision of Sheet No. 140-I
Canceling 13th Revision
of Sheet No. 140-I

WN U-60

**PUGET SOUND ENERGY
Electric Tariff G**

**SCHEDULE 140
Property Tax Tracker (Continued)**

4. Monthly Rate – EFFECTIVE THROUGH JANUARY 28, 2026 (Continued): (N)

SCHEDULE 53 – LED Lighting Service – Company Owned

<u>Lamp Wattage</u>	<u>Base Property</u>		<u>Schedule 140 Total</u>	
	<u>Tax Rate</u>	<u>Deferral Rate</u>	<u>Effective Rate Per Lamp</u>	
180.01-210 Watt	\$0.47	\$(0.04)	\$0.43	(R) (I) (I)
210.01-240 Watt	\$0.47	\$(0.04)	\$0.43	(R)
240.01-270 Watt	\$0.62	\$(0.05)	\$0.57	(I)
270.01-300 Watt	\$0.62	\$(0.05)	\$0.57	(I) (I) (I)

SCHEDULE 53 – LED Lighting Service – Customer Owned

See Sheet Nos. 140-D and 140-E

SCHEDULES 51 & 53 – Smart LED Light Charges:

	<u>Base Property</u>		<u>Schedule 140 Total</u>	
	<u>Tax Rate</u>	<u>Deferral Rate</u>	<u>Effective Rate Per Lamp</u>	
Energy Charge per kWh	\$0.006809	\$(0.000584)	\$0.006225	(R) (I) (I)

Issued: March 28, 2025
Advice No.: 2025-22

Effective: May 1, 2025

Issued By Puget Sound Energy

By:  Birud D. Jhaveri

Title: Director, Regulatory Affairs

**PUGET SOUND ENERGY
 Electric Tariff G**

**SCHEDULE 140
 Property Tax Tracker (Continued)**

4. Monthly Rate – EFFECTIVE THROUGH JANUARY 28, 2026 (Continued): (N)

SCHEDULE 54 – Sodium Vapor Lighting Energy Service

<u>Lamp Wattage</u>	<u>Base Property</u>		<u>Schedule 140 Total</u>	
	<u>Tax Rate</u>	<u>Deferral Rate</u>	<u>Effective Rate Per Lamp</u>	
50 Watt	\$0.11	\$(0.01)	\$0.10	(I) (R) (I)
70 Watt	\$0.18	\$(0.02)	\$0.16	
100 Watt	\$0.27	\$(0.02)	\$0.25	
150 Watt	\$0.27	\$(0.02)	\$0.25	
200 Watt	\$0.47	\$(0.04)	\$0.43	
250 Watt	\$0.62	\$(0.05)	\$0.57	
310 Watt	\$0.62	\$(0.05)	\$0.57	
400 Watt	\$0.98	\$(0.08)	\$0.90	
1000 Watt	\$2.45	\$(0.21)	\$2.24	(I) (R) (I)

SCHEDULE 54 – LED Lighting Energy Service

See Sheet Nos. 140-D and 140-E

SCHEDULES 55 & 56 – Sodium Vapor Area Lighting Service

<u>Lamp Wattage</u>	<u>Base Property</u>		<u>Schedule 140 Total</u>	
	<u>Tax Rate</u>	<u>Deferral Rate</u>	<u>Effective Rate Per Lamp</u>	
70 Watt	\$0.36	\$(0.03)	\$0.33	(R) (I) (R)
100 Watt	\$0.44	\$(0.04)	\$0.40	(I)
150 Watt	\$0.44	\$(0.04)	\$0.40	(R)
200 Watt	\$0.65	\$(0.06)	\$0.59	(I)
250 Watt	\$0.81	\$(0.07)	\$0.74	
400 Watt	\$1.14	\$(0.10)	\$1.04	(I) (I) (I)

Issued: March 28, 2025
Advice No.: 2025-22

Effective: May 1, 2025

Issued By Puget Sound Energy

By:  Birud D. Jhaveri

Title: Director, Regulatory Affairs

**PUGET SOUND ENERGY
Electric Tariff G**

SCHEDULE 140

Property Tax Tracker (Continued)

4. Monthly Rate – EFFECTIVE THROUGH JANUARY 28, 2026 (Continued): (N)

SCHEDULES 55 & 56 – Metal Halide Area Lighting Service

	Base Property		Schedule 140 Total	
<u>Lamp Wattage</u>	<u>Tax Rate</u>	<u>Deferral Rate</u>	<u>Effective Rate Per Lamp</u>	
250 Watt	\$0.81	\$(0.07)	\$0.74	(I) (I) (I)

SCHEDULES 55 & 56 – Light Emitting Diode (LED) Lighting Service

	Base Property		Schedule 140 Total	
<u>Lamp Wattage</u>	<u>Tax Rate</u>	<u>Deferral Rate</u>	<u>Effective Rate Per Lamp</u>	
0 – 30	\$0.22	\$(0.02)	\$0.20	(R) (I) (R)
30.01 – 60	\$0.27	\$(0.02)	\$0.25	I I I
60.01 – 90	\$0.36	\$(0.03)	\$0.33	I I I
90.01 – 120	\$0.44	\$(0.04)	\$0.40	I I I
120.01 – 150	\$0.44	\$(0.04)	\$0.40	I I (R)
150.01 – 180	\$0.65	\$(0.06)	\$0.59	I I
180.01 – 210	\$0.65	\$(0.06)	\$0.59	I I (R)
210.01 – 240	\$0.65	\$(0.06)	\$0.59	I I I
240.01 – 270	\$0.81	\$(0.07)	\$0.74	I I I
270.01 – 300	\$0.81	\$(0.07)	\$0.74	(R) (I) (R)

SCHEDULES 55 & 56 – Pole Charges

	Base Property		Schedule 140 Total	
	<u>Tax Rate</u>	<u>Deferral Rate</u>	<u>Effective Rate Per Pole</u>	
Pre November 1974	\$0.13	\$(0.01)	\$0.12	(R) (I) (R)
Post October 28, 1999	\$0.13	\$(0.01)	\$0.12	(R) (I) (R)

Issued: March 28, 2025

Advice No.: 2025-22

Effective: May 1, 2025

Issued By Puget Sound Energy

By: Birud D. Jhaveri

Title: Director, Regulatory Affairs

**PUGET SOUND ENERGY
 Electric Tariff G**

**SCHEDULE 140
 Property Tax Tracker (Continued)**

4. Monthly Rate – EFFECTIVE THROUGH JANUARY 28, 2026 (Continued): (N)

SCHEDULE 57 – Continuous Lighting Service

	<u>Base Property Tax Rate</u>	<u>Deferral Rate</u>	<u>Schedule 140 Total Effective Rate</u>	
Monthly Rate per Watt of Connected Load	\$0.00175	\$(0.00015)	\$0.00160	(I) (R) (I)

SCHEDULES 58 & 59 – Directional Sodium Vapor Lighting Service

	<u>Base Property Tax Rate</u>	<u>Deferral Rate</u>	<u>Schedule 140 Total Effective Rate Per Lamp</u>	
Lamp Wattage				
70 Watt	\$0.36	\$(0.03)	\$0.33	(R) (I) (R)
100 Watt	\$0.44	\$(0.04)	\$0.40	(I)
150 Watt	\$0.44	\$(0.04)	\$0.40	(R)
200 Watt	\$0.65	\$(0.06)	\$0.59	(I)
250 Watt	\$0.81	\$(0.07)	\$0.74	
400 Watt	\$1.14	\$(0.10)	\$1.04	(I) (I) (I)

SCHEDULES 58 & 59 – Directional Metal Halide Lighting Service

	<u>Base Property Tax Rate</u>	<u>Deferral Rate</u>	<u>Schedule 140 Total Effective Rate Per Lamp</u>	
Lamp Wattage				
175 Watt	\$0.65	\$(0.06)	\$0.59	(I) (I) (I)
250 Watt	\$0.81	\$(0.07)	\$0.74	
400 Watt	\$1.14	\$(0.10)	\$1.04	(I)
1000 Watt	\$2.65	\$(0.23)	\$2.42	(I) (I)

Issued: March 28, 2025
Advice No.: 2025-22

Effective: May 1, 2025

Issued By Puget Sound Energy

By:  Birud D. Jhaveri

Title: Director, Regulatory Affairs

**PUGET SOUND ENERGY
 Electric Tariff G**

**SCHEDULE 140
 Property Tax Tracker (Continued)**

4. Monthly Rate – EFFECTIVE THROUGH JANUARY 28, 2026 (Continued): (N)

SCHEDULES 58 & 59 – Horizontal Sodium Vapor Lighting Service

<u>Lamp Wattage</u>	<u>Base Property</u>	<u>Deferral Rate</u>	<u>Schedule 140 Total</u>	
	<u>Tax Rate</u>		<u>Effective Rate Per Lamp</u>	
100 Watt	\$0.44	\$(0.04)	\$0.40	(R) (I) (I)
150 Watt	\$0.44	\$(0.04)	\$0.40	(R)
200 Watt	\$0.65	\$(0.06)	\$0.59	(I)
250 Watt	\$0.81	\$(0.07)	\$0.74	
400 Watt	\$1.14	\$(0.10)	\$1.04	(I) (I) (I)

SCHEDULES 58 & 59 – Light Emitting Diode (LED) Lighting Service

<u>Lamp Wattage</u>	<u>Base Property</u>	<u>Deferral Rate</u>	<u>Schedule 140 Total</u>	
	<u>Tax Rate</u>		<u>Effective Rate Per Lamp</u>	
0 – 30	\$0.22	\$(0.02)	\$0.20	(R) (I) (R)
30.01 – 60	\$0.27	\$(0.02)	\$0.25	
60.01 – 90	\$0.36	\$(0.03)	\$0.33	
90.01 – 120	\$0.44	\$(0.04)	\$0.40	
120.01 – 150	\$0.44	\$(0.04)	\$0.40	
150.01 – 180	\$0.65	\$(0.06)	\$0.59	
180.01 – 210	\$0.65	\$(0.06)	\$0.59	
210.01 – 240	\$0.65	\$(0.06)	\$0.59	
240.01 – 270	\$0.81	\$(0.07)	\$0.74	(R) (I) (R)

Issued: March 28, 2025
Advice No.: 2025-22

Effective: May 1, 2025

Issued By Puget Sound Energy

By:  Birud D. Jhaveri

Title: Director, Regulatory Affairs

PROPOSED

11th Revision of Sheet No. 140-P
Canceling 10th Revision
of Sheet No. 140-P

WN U-60

**PUGET SOUND ENERGY
Electric Tariff G**

**SCHEDULE 140
Property Tax Tracker (Continued)**

4. Monthly Rate – EFFECTIVE THROUGH JANUARY 28, 2026 (Continued): (N)


SCHEDULES 58 & 59 – Light Emitting Diode (LED) Lighting Service (Continued)

<u>Lamp Wattage</u>	<u>Base Property Tax Rate</u>	<u>Deferral Rate</u>	<u>Schedule 140 Total Effective Rate Per Lamp</u>	
270.01 – 300	\$0.81	\$(0.07)	\$0.74	(R) (I) (R)
300.01 – 400	\$1.14	\$(0.10)	\$1.04	(R) (I) (I)
400.01 – 500	\$1.14	\$(0.10)	\$1.04	(R) (I) (R)
500.01 – 600	\$1.14	\$(0.10)	\$1.04	(R) (I) (R)
600.01 – 700	\$2.65	\$(0.23)	\$2.42	(I) (I) (I)
700.01 – 800	\$2.65	\$(0.23)	\$2.42	(I) (I) (I)
800.01 – 900	\$2.65	\$(0.23)	\$2.42	(R) (I) (I)

Issued: March 28, 2025
Advice No.: 2025-22

Effective: May 1, 2025

Issued By Puget Sound Energy

By:  Birud D. Jhaveri

Title: Director, Regulatory Affairs

**PUGET SOUND ENERGY
Electric Tariff G**

SCHEDULE 140

Property Tax Tracker (Continued)

4. Monthly Rate – EFFECTIVE THROUGH JANUARY 28, 2026 (Continued): (N)

SCHEDULES 58 & 59 – Horizontal Metal Halide Lighting Service

<u>Lamp Wattage</u>	<u>Base Property Tax Rate</u>	<u>Deferral Rate</u>	<u>Schedule 140 Total Effective Rate Per Lamp</u>	
250 Watt	\$0.81	\$(0.07)	\$0.74	(I) (I) (I)
400 Watt	\$1.14	\$(0.10)	\$1.04	(I) (I) (I)

SCHEDULES 58 & 59 – Pole Charge

	<u>Base Property Tax Rate</u>	<u>Deferral Rate</u>	<u>Schedule 140 Total Effective Rate Per Pole</u>	
Post 10/28/1999	\$0.13	\$(0.01)	\$0.12	(R) (I) (R)

4. Monthly Rate – FOR ALL TYPES OF LUMINAIRES UNDER THIS SCHEDULE BEGINNING JANUARY 29, 2026: (K) (N)

Monthly Rate per Lamp:

<u>Lamp Wattage</u>	<u>Base Property Tax Rate</u>	<u>Deferral Rate</u>	<u>Schedule 140 Total Effective Rate per Lamp</u>	
0-30 Watt	\$0.05	\$(0.00)	\$0.05	
30.01-60 Watt	\$0.11	\$(0.01)	\$0.10	(K)
60.01-90 Watt	\$0.18	\$(0.02)	\$0.16	
90.01-150 Watt	\$0.27	\$(0.02)	\$0.25	
150.01-240 Watt	\$0.47	\$(0.04)	\$0.43	
240.01-340 Watt	\$0.63	\$(0.05)	\$0.58	
340.01-600 Watt	\$0.98	\$(0.08)	\$0.90	
600.01-1,000 Watt	\$2.46	\$(0.21)	\$2.25	(N)

(K) Transferred to Sheet No. 140-R

Issued: March 28, 2025

Advice No.: 2025-22

Effective: May 1, 2025

Issued By Puget Sound Energy

By: Birud D. Jhaveri

Title: Director, Regulatory Affairs

**PUGET SOUND ENERGY
Electric Tariff G**

SCHEDULE 140

Property Tax Tracker (Continued)

(N)

**4. Monthly Rate – FOR ALL TYPES OF LUMINAIRES UNDER THIS SCHEDULE BEGINNING
JANUARY 29, 2026 (Continued):**

Smart LED Monthly Rate per kWh:

<u>Lamp Wattage</u>	<u>Base Property Tax Rate</u>	<u>Deferral Rate</u>	<u>Schedule 140 Total Energy Charge per kWh</u>
0-30 Watt	\$0.006809	\$(0.000584)	\$0.006225
30.01-60 Watt	\$0.006809	\$(0.000584)	\$0.006225
60.01-90 Watt	\$0.006809	\$(0.000584)	\$0.006225
90.01-150 Watt	\$0.006809	\$(0.000584)	\$0.006225
150.01-240 Watt	\$0.006809	\$(0.000584)	\$0.006225
240.01-340 Watt	\$0.006809	\$(0.000584)	\$0.006225
340.01-600 Watt	\$0.006809	\$(0.000584)	\$0.006225
600.01-1,000 Watt	\$0.006809	\$(0.000584)	\$0.006225

(N)

5. Adjustments: Rates in this schedule and those rates reflected in the schedules for electric service to which the surcharge in the Rate section above applies, are subject to adjustment by such other schedules in this tariff as may apply.

(M)

6. General Rules and Provisions: Service under this schedule is subject to the General Rules and Provisions in this tariff (Schedule 80) as they may be modified from time to time and other schedules of such tariff that may from time to time apply as they may be modified from time to time.

(M)

(M) Transferred from Sheet No. 140-Q

Issued: March 28, 2025
Advice No.: 2025-22

Effective: May 1, 2025

Issued By Puget Sound Energy

By:  Birud D. Jhaveri

Title: Director, Regulatory Affairs